




ITE 2012-2013 Intern Manual



705 LaRonge Ave Bay 108
La Ronge, SK
S0J 1L0

Toll Free: 1-866-966-5232
Phone: 306-425-4778
Fax: 306-425-4780
Email: brenda.hill@kcdc.ca

INTRODUCTION

Welcome to the Keewatin Academy of Information Technology!

Partnering with Keewatin Career Development Corporation (KCDC), First Nations & Inuit Youth Employment Strategy, Cisco Networking Academy and various government agencies, Keewatin Academy of Information Technology (KAIT) offers quality training to Aboriginal people residing in their own First Nations communities. By utilizing high speed internet connections and a computer, interns are able to remain in their own communities and still obtain quality computer training.



Our program offers Cisco certified courses including the A+ certification exam preparation course Information Technology Essentials: PC Hardware & Software (ITE1).

ITE1: PC Hardware & Software

The goal of this course is to assist interns in developing the skills necessary to provide basic customer support. Upon successful completion of the ITE1 course, interns will receive a certificate of completion from Cisco, and the opportunity to take the A+ Certification Exam. A+ Certification is a great asset for interns hoping to make a career in the IT industry as a Level 1 Help Desk Technician.

This program is a paid internship, and as such, the interns will be working in conjunction with their host agency to obtain hands on experience to aide their progress in learning these new skills. Using these skills, interns can obtain employment in the IT industry, or apply it to another area of study.

Welcome to the program, and good luck!

Brenda LaRocque-Hill

Lead Instructor

TABLE OF CONTENTS

Intern Registration	
Intern Forms	4
Email Account	4
Moodle	5
Cisco Network Academy	5
General Information	
Instructors	6
Attendance	6
Timesheets	7
Pay Roll	7
KAIT Mail	8
Mailing Lists	8
Moodle	9
Cisco Networking Academy	10
Macromedia Breeze	11
Lecture Attendance	
Connecting Adobe Connect	12
Assignments & Assessments	
Assignments	13
Assessments	13
Final Note—IMPORTANT	14

INTERN REGISTRATION

INTERN FORMS

(Copies of forms are found on the KAIT website—www.kait.ca click on Intern Resources)

The following forms are needed from each intern to ensure they are registered into the program and to properly receive funding payments on scheduled paydays.

1. Employee Data Sheet
2. Supervisor Data Sheet
3. Exemption of an Indian's Employment Income
4. 20xx Personal Tax Credit Return **TD1** (where xx is the current year, ie. 2012)
5. 20xx Saskatchewan Personal Tax Credit Return TD1SK (where xx is the current year, ie. 2012)

Also required for direct payment purposes are the intern's **Banking Information** (Branch #, Transit #, and Account #). We may also require the bank's institution number. Banking information may be obtained from the intern's banking institution.

If this information is not received, interns will receive their pay check in the regular mail system. It will **not** be mailed out in advance of the pay date, rather it will be sent **on** the pay day. More information on timesheet and pay schedules can be found in the General Information section.

We will require a copy of your **Status/Treaty Card**. This will provide us with proof of status so income tax will not be deducted from pay-checks. Until a copy of this card is received, taxes will be deducted. Please also note that other deductions are made from pay-checks (EI & CPP).

EMAIL ACCOUNT

Every intern enrolled in the IT courses will receive an email from KAIT. This email account will be used by the instructors and interns to communicate any questions or announcements regarding the course material and lectures.

In order to receive an email account, we will require your forms to be sent in with your first name and last name clearly printed. Each intern's email will follow the *firstname.lastname* format. For example, a intern with the name John Smith will receive the email **john.smith@kait.ca** as their intern email. This will ensure that all interns have access to email and can easily send information and receive notices from their instructors.

Every intern will be assigned a temporary password of 'temp' **until an email request to change the password is made by the intern** using their new kait.ca email address. Please send all password change requests to brenda.hill@kait.ca,

Interns can access the email website by going to **<http://mail.kait.ca/>** and logging in. A **tutorial** on accessing intern email is provided on page 8 of the manual. Please check your email regularly as correspondence and notifications go out daily.



INTERN REGISTRATION

MOODLE

Currently, KAIT.ca is using an Content Management System called Moodle to deliver our educational content. Moodle is an easy way to access your course materials, communicate with other interns in a secure social networking style environment. For more information on how to use Moodle, please read the Moodle section in this manual.

Interns will require a username and password to access the site. Usernames follow the same standard as the emails with the intern's first name and last name (i.e. firstname.lastname); passwords will be set to "temp". Upon first signing into the site, interns **will be required** to reset their password.

CISCO NETWORK ACADEMY

Each new intern is provided with temporary user name and password for the CISCO Network Academy website, which can be accessed at:

<http://cisco.netacad.net>.

This website is designed to be utilized as the 'textbook' for the course, as all the modules are available here for viewing online. Unfortunately the materials are not made for offline viewing or printing as it functions an interactive textbook.

Once enrolled in the course by the instructor, interns will receive their temporary CISCO username and password in their KAIT e-mail. Once the intern has received their temporary username and password, they should go to **cisco.netacad.net** and sign in using the log in on **RIGHT** side of the page.

After signing in to the website using the temporary username and password, interns will be asked to accept a Terms and License Agreement. Once accepted, interns must fill out a full form for personal information and to complete the set up for their personal username and password. After successfully completing this page, the username and password setup here will be the interns' new username and password. Please remember this for future access to this page and future courses with KCDC.



GENERAL INFORMATION

INSTRUCTORS

Brenda LaRocque-Hill

- Lead Instructor
- brenda.hill@kcdc.ca
- 1-866-966-5232

If you have any questions regarding course material, please do not hesitate to contact your instructor via email, or phone.

ATTENDANCE POLICY

Interns are expected to sign in **daily**. This can be handled one of several ways:



- Sign into Breeze
- Email the instructor (email addresses listed above)
- Call the instructor (number listed above)



All interns must check in by 9am and again at 1pm . If an intern fails to check in at the appointed times, a five day process begins until the intern calls in on their own or is dismissed from the program altogether:

1. The first day, the instructor will call the intern to verify the intern's attendance, or non-attendance;
2. The second day, the instructor will call the intern's supervisor to alert the supervisor of this intern's failure to sign in for attendance;
3. The third day, the instructor will not call to remind the intern or their supervisor. If the intern fails to call in by the fifth day of the process, they will be dismissed from the program altogether.

As this program moves quite quickly, if an intern is absent for more than three days, they will be dismissed from the program.

GENERAL INFORMATION

TIMESHEETS

Timesheets will be tracked by the instructors to ensure accurate and reliable accounting. Please refer to page 6 for more information on the attendance policy.

On the Tuesdays bi-weekly of each month, each intern will receive a copy of his/her timesheet to verify and sign. Then the intern will scan and email or fax a copy back to Brenda at 306-236-1460 the **same day**.

If the finance office does not receive the intern's timesheets by this date, **the intern may not get paid**.

PAY ROLL

Payday is bi-weekly on Friday's. If the Friday is a holiday, pay cheques will be deposited or mailed on the preceding day (Thursday).

Paycheques will only be deposited if the proper banking information has been provided by the intern. Interns may submit their banking information by faxing or mailing a void cheque or by faxing a clearly printed and completed bank form as provided by the intern's financial institution.

GENERAL INFORMATION

KAIT EMAIL

All interns will receive a KAIT.ca email. The username will follow the firstname.lastname format.

This monitored email is specifically for interns and is used by the instructors to send and receive assignments, documents, and information directly from the interns.

To log into the email, please visit the following URL: (see Fig. 1)

<http://mail.kait.ca/>

1. Interns will then be required to type in their username which is their e-mail address. ex. **john.smith@kait.ca**

2. This is where the password is typed in. If this is the first time logging in, the password will be 'temp'

3. After steps 1 and 2 have been completed, click the Login button.

To send an email, click on the 'Create a new message' link (Fig. 2). Once the compose email page has loaded, enter addresses in the **To:** field, and if necessary, in the **CC:** or **BCC:** fields (Fig. 3) as well. CC will send a copy of the e-mail to that address. People in the BCC field will also receive a copy of the e-mail address, but the senders in To: and CC: will be unable to see the addresses that were inputted in the BCC: field.

To add an attachment (Fig. 4), click on the "+" button on the bottom grey area with Attach in the title.

This will open a choose file dialog box (Fig. 5) where the file must be located on the computer hard drive or external memory source (i.e. a flash drive or floppy disk). Once located, select the file and click the Open button, then click 'Upload'

If you successfully attach the file, it will show up in the grey area (Fig. 6) as attached. You may now click the "Send" button to send this e-mail.

MAILING LISTS

Mailing Lists have been set up to ensure that notifications sent out can be received by everyone.

interns@kait.ca—this mailing list is to send out quick notices to all interns. Usually notices regarding the day's lecture are sent here as well as reminders.

ite@kait.ca—this mailing list is for notices to interns enrolled in the ITE1 course.

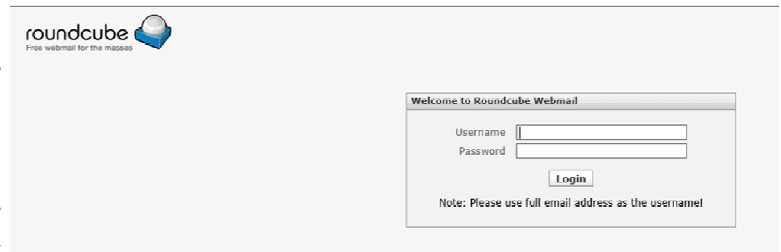


Fig. 1

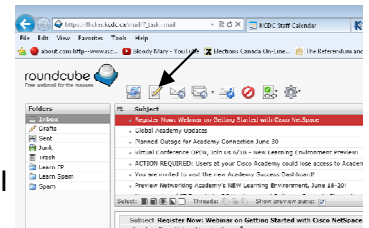


Fig. 2

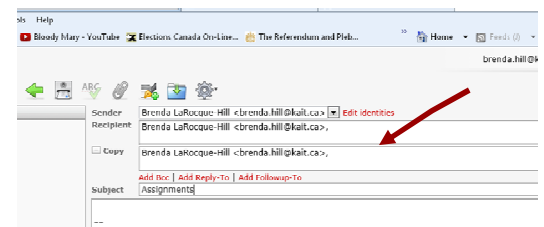


Fig. 3



Fig. 4

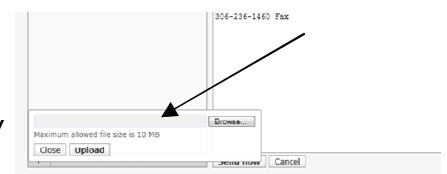


Fig. 5




Fig. 6

GENERAL INFORMATION

MOODLE

As previously mentioned, Moodle is an educational Course Management System (CMS). Moodle has many features that enable the interns to effectively communicate with their instructors and fellow interns allowing for a virtual classroom experience.

All reading materials, forms, and downloadable material available to interns will be accessible on the Moodle site on the Downloads page of the site. Also available are links to lecture recordings, daily announcements, and a calendar specific to each course.


Moodle also acts as a social networking site for interns with forms specific to each course, chat rooms, and personal profiles. While the KAIT Moodle functions somewhat like other social networking sites, interns need to remember this site is still considered a professional setting.

To access Moodle, use the following URL:

<http://www.kait.ca/>

Please bookmark this site as interns should access it daily for up-to-date information on courses and course events.

To log in to Moodle, please visit the above link and sign in on the right side of the page. As previously mentioned, usernames will follow the *firstname.lastname* format. The first time logging in, the password will be “temp”. Once logged in for the first time, interns will be required to change their password.



The screenshot shows the Moodle interface for Keewatin Academy of Information Technology. At the top right, it says 'You are not logged in. (Login)' and 'English (en)'. The main header features the academy's name and a background image of a forest. On the left, there is a 'Main Menu' with links like 'Site news', 'About Us', 'Intern Resources', 'Course Information', 'Contact Us', 'CISCO Net Academy Login', 'KAIT Email', 'Software Skills Lecture', and 'ITE Lecture'. Below the menu is an 'Online Users' section showing 'Brenda LaRocque-Hill' as the only user. The center contains the academy's logo and a text block stating: 'Keewatin Academy of Information Technology (KAIT) is excited to offer CISCO ITE technical distance training through online digital learning tools. With the support of Indian and Northern Affairs Canada's First Nations & Inuit Youth Employment Strategy, KAIT provides skills development opportunities for young people at the community level by preparing them for the CompTIA A+ Certification.' Below this is a 'New Class starting on August 21st, 2012' announcement with the phone number '1-866-966-5232'. On the right, there is a 'Login' form with fields for 'Username:' and 'Password:', a 'Login' button, and a 'Lost password?' link. Below the login form is a 'Calendar' for July 2012, showing a grid with dates 1 through 14.

GENERAL INFORMATION

CISCO NETWORKING ACADEMY

The CISCO Networking Academy Website is used to view the ITE1 curriculum including the online textbook and assessments (exams). Also located on this site are intern grade-books where progress can be tracked.

To access the materials online, interns must click on the course they are enrolled in, which can be found under the LEARN section of their main page (Fig. 1). This will bring up any materials the intern may have access to on the CISCO Network Academy website. Scroll down to "View Official Course Material" (Fig. 2) and click on the link provided.

Once the intern has clicked on the link of the correct Version number of the course, a table of contents for the course will pop up in a new browser window. Click on the drop-down menu (Fig. 3) to see a list of all the modules then select the appropriate module to view its contents.

Once the module has been selected, another screen will pop up displaying the introduction for that module. Located on the bottom-right of the screen (Fig. 4) are navigational buttons to navigate Forward and Backward through the course content. Also, are buttons for the index to the module, quizzes and glossary. It is a good idea to become well-acquainted with these features. On the bottom-left of the screen (Fig. 5) is access to the Index of modules.

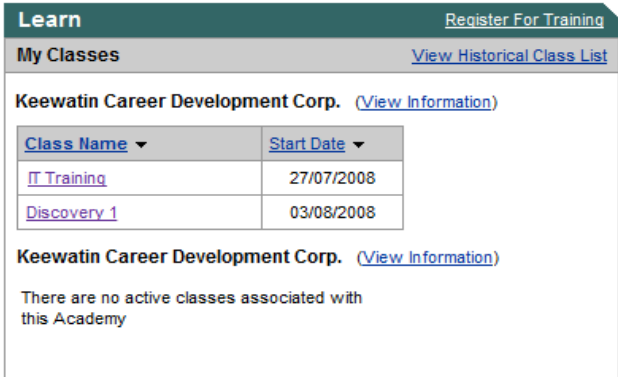


Fig. 1



Fig. 2

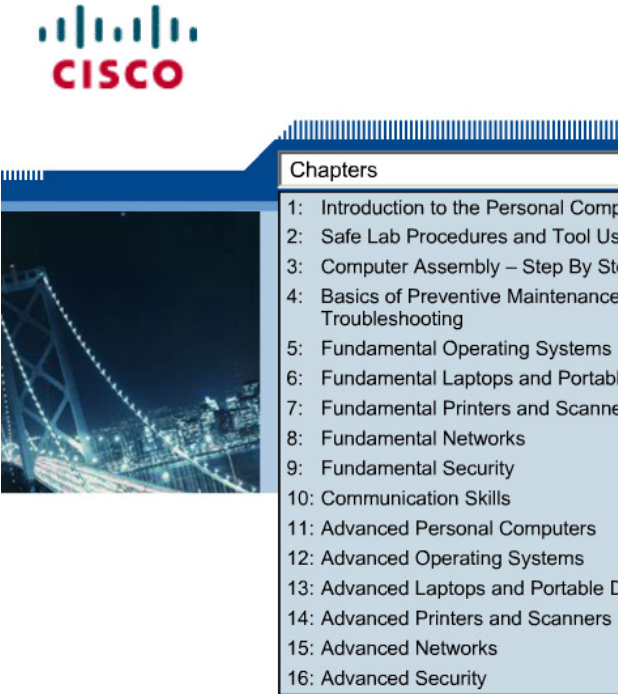


Fig. 3

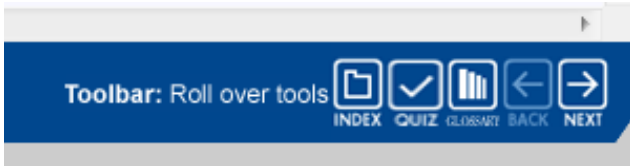


Fig. 4




Fig. 5

GENERAL INFORMATION

MACROMEDIA BREEZE

Lectures in real time can be accessed by Macromedia Breeze, will also be recorded if for some reason, intern has missed the lecture.

To log into Breeze site to watch and listen (and participate using the chat module) in real time, type the following into the browser window:

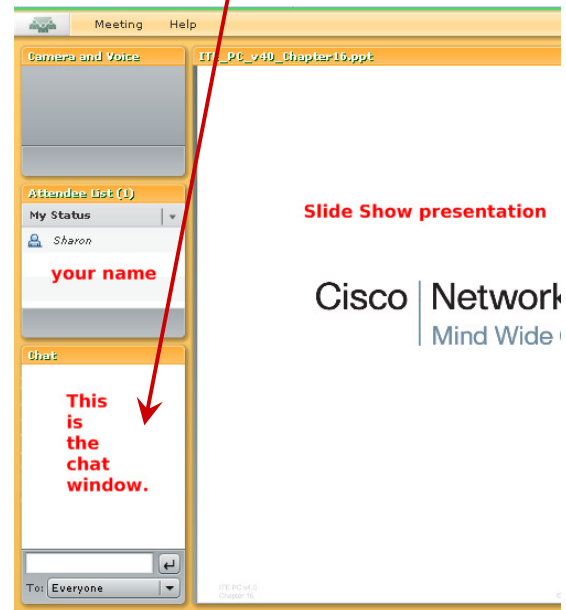
<http://breeze.edcentre.ca/ite1/>

Once there, the intern will “Enter as a Guest.” Then the intern enters his/her name into the provided field and click the “Enter Room” button. (NO NICKNAMES PLEASE ENTER IN NAME!)

ITE1 Training

Enter as a Guest

Type your name:




LECTURE ATTENDANCE

LECTURES ON ADOBE CONNECT - BREEZE

During lectures, interns are able to ask questions via chat, and the instructor will get the question answered!

Lecture Schedules will be sent out via e-mail to all interns, as well as posted on Kait Website. Usually the lectures follow the same time schedule.



From Tuesday to Thursday, morning lectures begin at 10am Saskatchewan time.

Study Days (when scheduled) are dedicated to **tutorial** time where interns can ask questions regarding their assignments or labs. They can also use this time to study or catch up on work. Lecture schedules usually put exam dates on the following day. A schedule will be sent out to all interns! Also, check out the calendar on the www.kait.ca website, as this will be updated with the main schedule!

ASSIGNMENTS & ASSESSMENTS



ASSIGNMENTS

Assignments **MUST** be handed in on the due date given. If an intern is having trouble with the work assigned, they must identify this through e-mail or on tutorial days so the instructor can cover the areas that require extra explanation. Extra resources can also be identified, but only if the instructor knows if it is required. All assignments must be done in a Word document or Wordpad document and e-mailed to worksheets@kait.ca. This is to cut down on faxing and paper costs.

Feedback and corrections will also be e-mailed back to the intern in a timely fashion.

Not all Labs are required to be done because of lack of software and hardware resources. Instructors will identify these labs. If an intern requires any hardware, please let the instructors know as soon as possible and hopefully, it can be acquired from programs such as Computers For Schools (CFS).

All assignments must be handed in, as they are worth a substantial part of the final grade. If late mark will reflect your late assignment

Interns who complete and hand in their assignments and labs tend to do better overall than those who do not.

ASSESSMENTS

Once all lectures for a module are complete, the exam will be scheduled for the following day. (i.e. If the module lecture is complete on a Thursday, the exam will be scheduled for Friday.) Exams will be activated by 8:30am (CST) that morning and run until 2:30pm (CST) that same day. This means interns must activate the exam anytime in-between that 6 hours to be able to write it.


Once an exam has been activated, interns will have 1 hour to complete the exam. Interns will have a full 3 hours to complete the Final Exam.

In the past exams were reactivated when requested, but to ensure the quality of the exams, we will only reactivate for special reasons (illness, death in the family, etc.). Although exams are open book, we recommend that you try to write the exam without looking back at your materials as to not rely on looking back to your materials all the time. The Final Exam will not be open book so it would be best to rely on committing the materials to memory.

The passing mark for all exams (including the final) is 70%. If you do not achieve a passing mark, the second activation will have a higher passing grade. Only 2 activations will be allowed per exam!!!

1st activation	70%
2nd activation	80%

To access an activated exam, log in to the CISCO Network Academy website. Once logged in, a list of link locations can be located on the right side of the front page of the website. In that list, a link labelled "Take Assessment" can be found. Click this link to enter all available exam activations.



FINAL NOTE

IMPORTANT

Upon completion or withdrawal from the course, all interns **will be required** to submit an **Youth Evaluation form** in order to receive their final pay-check and vacation pay. This documentation is essential for the funding we receive to host these training programs. They are a required portion on behalf of all participating interns in order for us to submit our final reports.

This important form can be found on the www.kait.ca website click on 'Intern Resources' and then on the 'Youth Evaluation Form'

Thank you for your participation in this course. Good luck in your studies!

Brenda LaRocque-Hill

Brenda LaRocque-Hill

Lead Instructor

